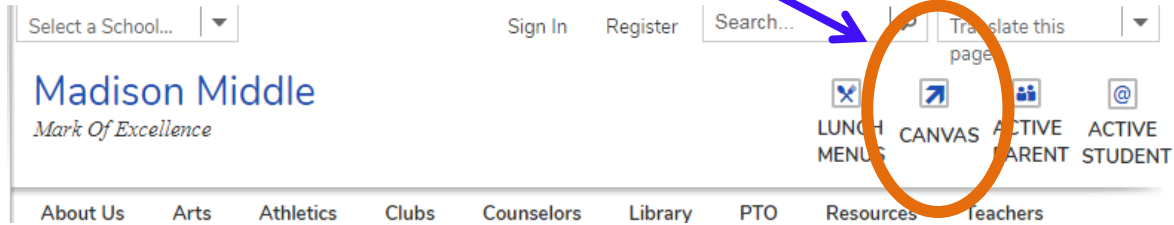


# Canvas for Parents

You will need to go to [www.madison-schools.com](http://www.madison-schools.com) and go to Madison Middle home page and locate Canvas in the top right section of the webpage.



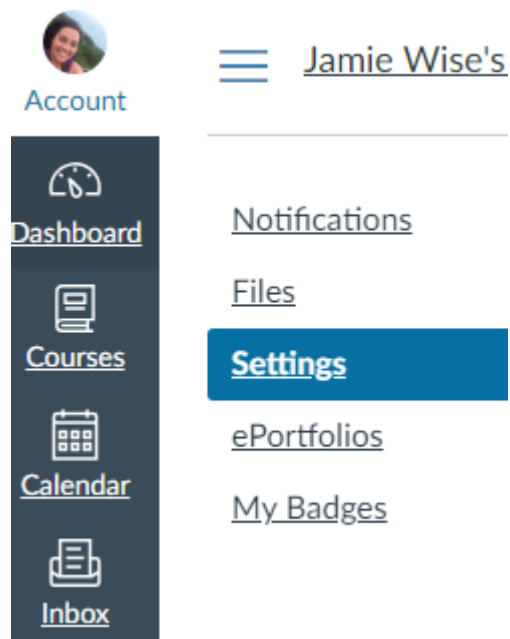
Once you have clicked on the Canvas link, it will bring you to this screen. You will need to get your child/student to sign into their account by using their Username (MSIS #) and Password (letter/number combo)

## Parent Observer Account Creation and Pairing

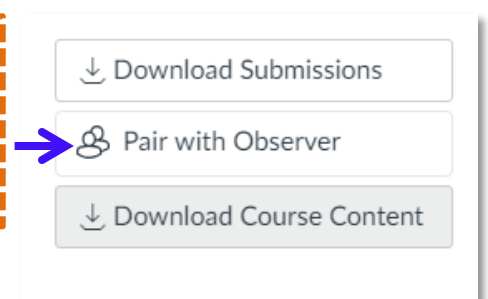
You can generate a pairing code to link an observer to your Canvas account. An observer can enter the pairing code in their User Settings Observing tab. You must create a separate pairing code for each observer who wants to link to your account.

An observer may be your parent, guardian, mentor, counselor, or another individual who needs to view your Canvas courses. Linked observers can view and participate in certain elements of your Canvas courses.

**1. Login to Canvas as a student user. In Global Navigation, click the Account link, then click the Settings link.**



You will then need to locate **Pair with Observer** on the right hand side of the page.



You will get a six digit code. Copy the six-digit alphanumeric pairing code. You will need to share the code with the observer who will link to your account. **The pairing code will expire after 24 hours or its first use.**

Pair with Observer

Share the following pairing code with an observer to allow them to connect with you. This code will expire in seven days, or after one use.

SHWZP9

OK

In a separate browser or session, go to [www.madison-schools.com](http://www.madison-schools.com) Click **“Parent of a Canvas User?”**

MADISON COUNTY SCHOOLS

Parent of a Canvas User?  
Click Here For an Account

Username

Password

Stay signed in

Forgot Password?

Log In

Help Privacy policy Acceptable Use Policy Facebook  
Twitter

INSTRUCTURE

Parent Signup

Your Name\*

Your Email\*

Password\*

Re-enter Password\*

Student Pairing Code\* [What is a pairing code?](#)

You agree to the [terms of use](#) and acknowledge the [privacy policy](#).

Cancel Start Participating

### Enter Signup Details

1. Enter your name in the **Your Name** field.
2. Enter your email in the **Your Email** field.
3. Enter your password in the **Password** field.
4. Re-enter your password in the **Re-enter Password** field.
5. Enter a pairing code to link your account to your student in the **Student Pairing Code** field.
6. Agree to the terms of use by clicking the **You agree to the terms** of use checkbox.
7. Click the **Start Participating** button.

You now have access to your students Canvas Class. You can view all their assignments, grades, due dates, etc. If you have any questions, please feel free to contact your child/students teacher to get help with signing up for an account.