

# District Report Card 2017 - 2018

For more detailed information, please visit <http://msrc.mdek12.org>.

## Madison County School District Mississippi

Grade

# A



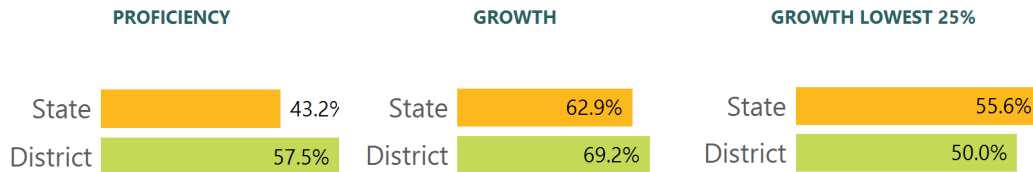
476 Highland Colony Parkway  
Ridgeland, MS 39157  
Kimber Halliburton  
khalliburton@madison-schools.com

### SCHOOL ACCOUNTABILITY GRADE COMPONENTS

Mississippi's accountability system assigns "A" through "F" letter grades for schools and districts. Grades are based on student achievement, student growth, student participation in testing, and other academic measures.

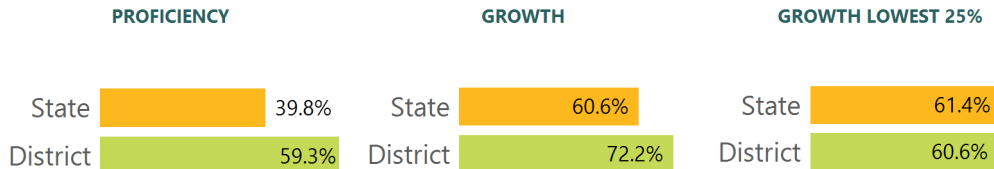
### Math

Measurements of student performance on the statewide math assessment.



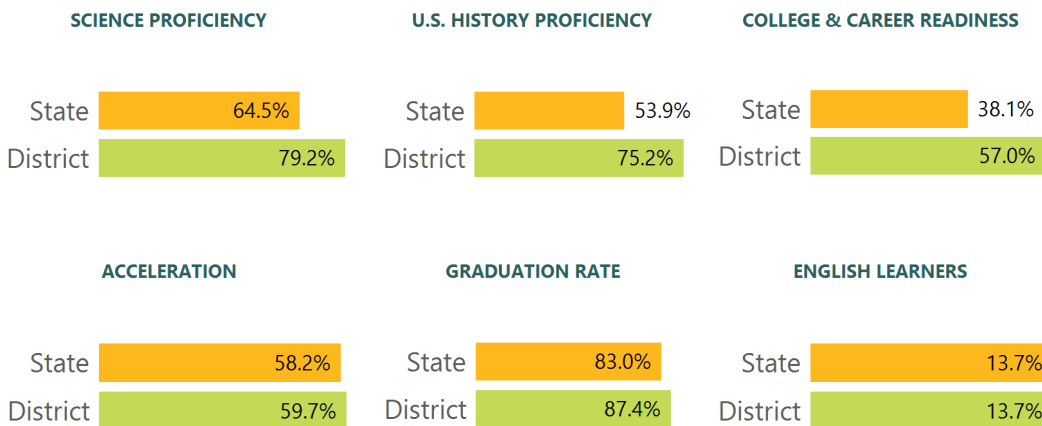
### English

Measurements of student performance on the statewide English language arts (ELA) assessment.



### Other Measures

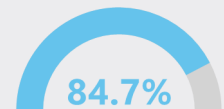
Other measurements of student performance that factor into the accountability grade.



### TEACHER DATA

# 889.2

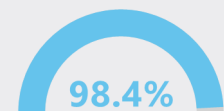
## Teachers



Experienced  
Teachers



Provisional  
Teachers



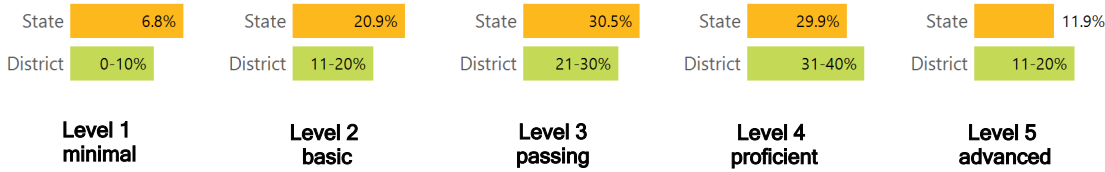
In-field Teachers

DETAILED ASSESSMENT AND OTHER DATA

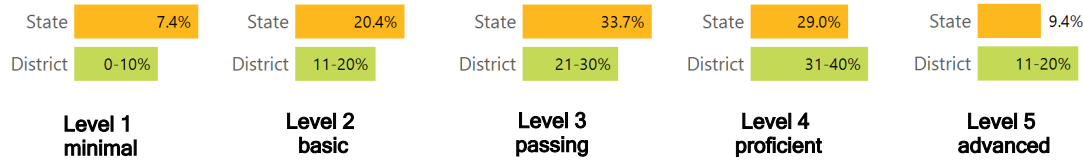
Student Performance

The following information shows each level of student performance on statewide assessments.

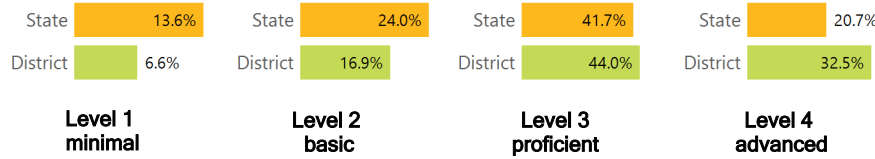
MATH



ENGLISH




SCIENCE



Assessment Participation



Discipline



**108**

INCIDENTS OF VIOLENCE

OTHER DATA



**11.4%**

Chronic Absenteeism



Per-pupil expenditure data will be available in early 2019.

Per-Pupil Expenditure



**74.0%**

Post-Secondary Enrollment



**44.9%**

Advanced Course Participation

To access User Guide and see more detailed information, please visit <http://msrc.mdek12.org>.

Last Updated: 09/20/2018.

