

MSIS: _____



Pass: _____

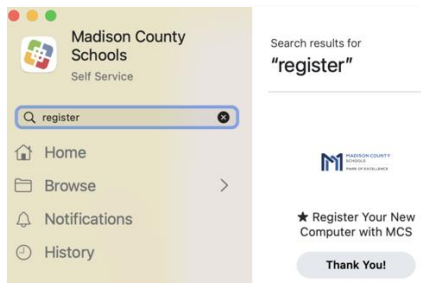
Student Name _____

Username: _____ Password: _____

Email: _____@students.madison-schools.com

Login to your MacBook

1. Open your MacBook.
2. Click the WiFi icon in the upper right corner and join a local WiFi.  If connecting to a home WiFi, you may be prompted to enter the WiFi router password.
3. Enter the student email and select next: _____@students.madison-schools.com
4. Enter the student's password and click sign in: _____
5. Click on Self Service in the lower dock. 
6. Search for and click "Register Your New Computer."



7. You will likely be prompted to allow FC-SYSTEM-SERVICE in Security and Privacy. This is a district software. Toggle to allow and click "I changed it! Close."

**MacBook User Tips**

1. The Self Service icon found in the lower dock will allow you to install software.

2. Click on the Apple logo in the upper left corner to shut down or restart your computer.
3. Directions to setup email, Word, PowerPoint, and to access Canvas will be provided when school begins.
4. District provided laptop/tablet case must remain on the district device at all times. Removal of the device case by unauthorized personnel will void the device warranty. If a device is presented for repair without the district provided case, the user will be charged replacement cost of the laptop/tablet and cost of new case.
5. Other technology tips and support can be found at <https://www.madison-schools.com/1m>

Potential fees due to loss, damage, or neglect:

Broken Screen	\$150
Broken Keyboard	\$150
Power Adapter + Cord	Market Price
Trackpad	\$150
Liquid Damage	\$150

The first neglectful damage to the MacBook will result in \$50 fine.