

Welcome to the MCS 1:M Initiative


Student: _____ HR Teacher: _____

School: _____ Grade: _____

Canvas Username: _____ Canvas Password: _____

Clever Username: _____ Clever Password: _____


Please utilize this time to get acquainted with your new iPad. We have installed several great apps for you to use before the start of school. Please note, new class schedules will be loaded into Clever and Canvas closer to the start of school.





When do I charge my iPad?

- It is the user's responsibility to recharge the device's battery, so it is fully charged by the start of the next school day.
- If device is not charged nightly, the student forfeits use of the device for the entire time it takes to charge the device.

How to Connect to your Home Wi-Fi on your iPad?

1. From your Home screen, go to  Settings > Wi-Fi.
2. Turn on Wi-Fi. Your device will automatically search for available Wi-Fi networks.
3. Tap the name of the Wi-Fi network that you want to join.
4. Enter the password for the secure Wi-Fi network, then tap Join. If you can't tap Join, the password you've entered is incorrect.

After you join a network, you'll see  next to the network and  in the upper-left corner of your display or the upper-right corner.


How do I adjust the volume on my iPad?

Use the Volume buttons on the side of iPad to adjust the volume of songs and other media, alerts, and sound effects. You can also use Siri to turn the volume up or down.



How to lock the ringer and alert volumes on my iPad?

Go to Settings > Sounds, then turn off Change with Buttons.

Note: To limit the maximum headset volume, go to Settings  > Music > Volume Limit, then use the slider to set the maximum volume.



Can I install my favorite app from the Apple App Store?

Students will not have access to the Apple App store. District approved apps will be installed on each iPad.

Device Repair:

- The student should take damage device to school librarian for repair. The student will be given a loaner.

Device Do's and Don'ts:

Do's

- Come to school with a fully charged laptop
- Use protective case
- Hold laptop with two hands
- Always keep name tag on sleeve
- Report lost/stolen immediately to school

Don'ts

- Leave in a hot, parked car
- Leave laptops outside or unattended
- Remove protective case
- Remove or alter view of asset tag
- Take to Apple store for REPAIR
- Share password
- Try to fix it yourself

Damage Fees:

- All students will be responsible for a non-refundable \$25 technology deposit fee. A student may assess other fines if the device is damaged, <https://www.madison-schools.com/Page/16994>.
- Other fees are as follows:

First damage occurrence	\$25 fee
Second damage occurrence	\$25 fee + the cost to repair the device
Third damage occurrence	\$50 fee + the cost to repair the device and student will lose take home privileges
Lost or damaged charger (power adapter and cord)	\$40 fee

Lost or Stolen:

If an iPad is lost or stolen, contact local law enforcement immediately and get a police report. You must report a lost or stolen device to school officials within 5 days or you will be responsible for the cost of the device. Also complete the lost/stolen device form that is in the District News section on the Madison County Schools District Homepage.



Canvas Student App

The Canvas Learning Management Platform allows schools to build the digital learning environment that meets the unique challenges faced by their institution. Canvas simplifies teaching, elevates learning, and eliminates the headaches of supporting and growing traditional learning technologies. Note, you may currently see last year's schedules, or you may not be able to login to Canvas until school begins.



Clever App

With Clever, everyone has a personalized portal with a single login to access their online programs and resources. Students easily log in and immerse themselves in learning while teachers save precious instruction time. Note, you may currently see last year's schedules, or you may not be able to login to Clever until school begins.

