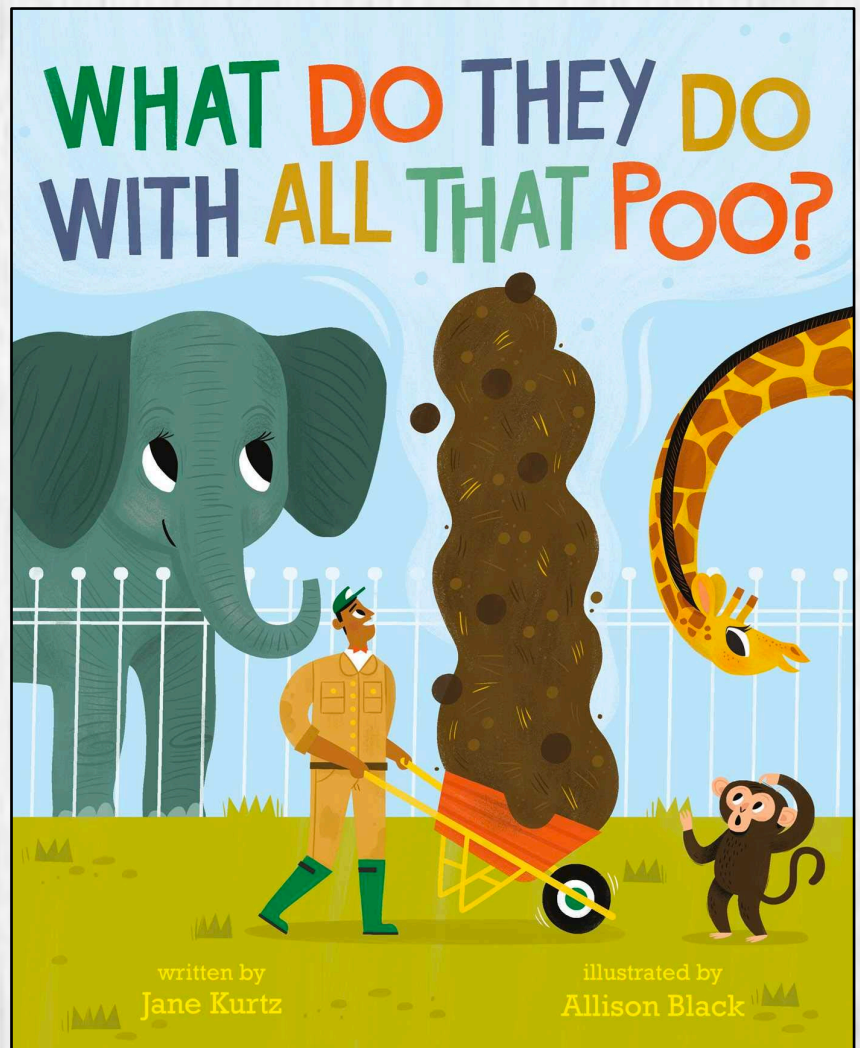


Montessori


What Do They Do With All That Poo? Comprehension Booklet

Help your young readers engage with this interesting read aloud! This companion booklet is a great resource for students to refine their literacy skills. This booklet appeals to students of different ages and is a great hands-on resource in a variety of class settings. Students trace the sentences and color in the artwork to bring their creativity to their reading engagement!



How to print:

1. Print the booklet. There are two books per page, so if you have 20 students- just print 10!
2. Cut the booklet in half. Each page is measured so you only have to make one cut in half!
3. Bind the booklet, hole punch and have students sew it, or staple it in the top corner. Your choice!






How to use this resource:

1. Read the book aloud to the students. Make sure you express that this book is about, and model appropriate facial expressions! Some students will be uncomfortable with talking about poo, but I just explain all animals (and us) have to go! This book is a fabulous examination of how different our poo is just because of how we live or how our bodies are!
2. After reading the book, distribute the companion booklets to your class! You can choose to do this activity together, page by page, or allow more independent students to go at their own pace.
3. Each page has a sentence to trace and artwork to color in. Students can decorate their pages as they see fit, or you can encourage realistic expression. It is up to you!
4. This can also be sent home as a family reading engagement project to do together. The students could take this companion booklet home and connect with their family about a story they read in class! There are many different options.

What do
they do
with all
that poo?




What do
they do
with all
that poo?

Poo is made of:




water, bacteria and
undigested food

Poo is made of:




water, bacteria and
undigested food

Giraffe Poo:




looks like
marbles as it
drops a
long, long way.

Giraffe Poo:




looks like
marbles as it
drops a
long, long way.

Panda Poo:




is full of bamboo.

Panda Poo:




is full of bamboo.

Hippo Poo:




Poos a shower spray to mark
its territory.

Hippo Poo:




Poos a shower spray to mark
its territory.

Elephant Poo:




Dumps 165
pounds of
poo every
day!

Elephant Poo:




Dumps 165
pounds of
poo every
day!

Rhino Poo:



Each rhino's poo
has their own
unique scent.


Rhino Poo:



Each rhino's poo
has their own
unique scent.


Lion Poo:

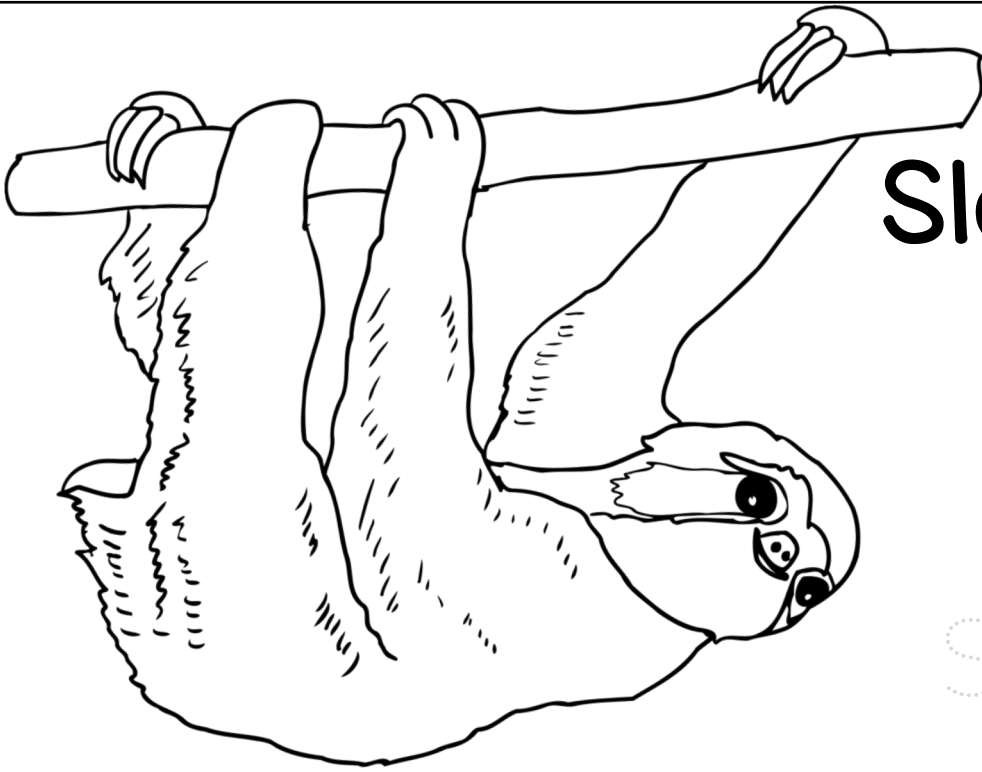
Lion's often
bury their poo.
Just like cats!



Lion Poo:

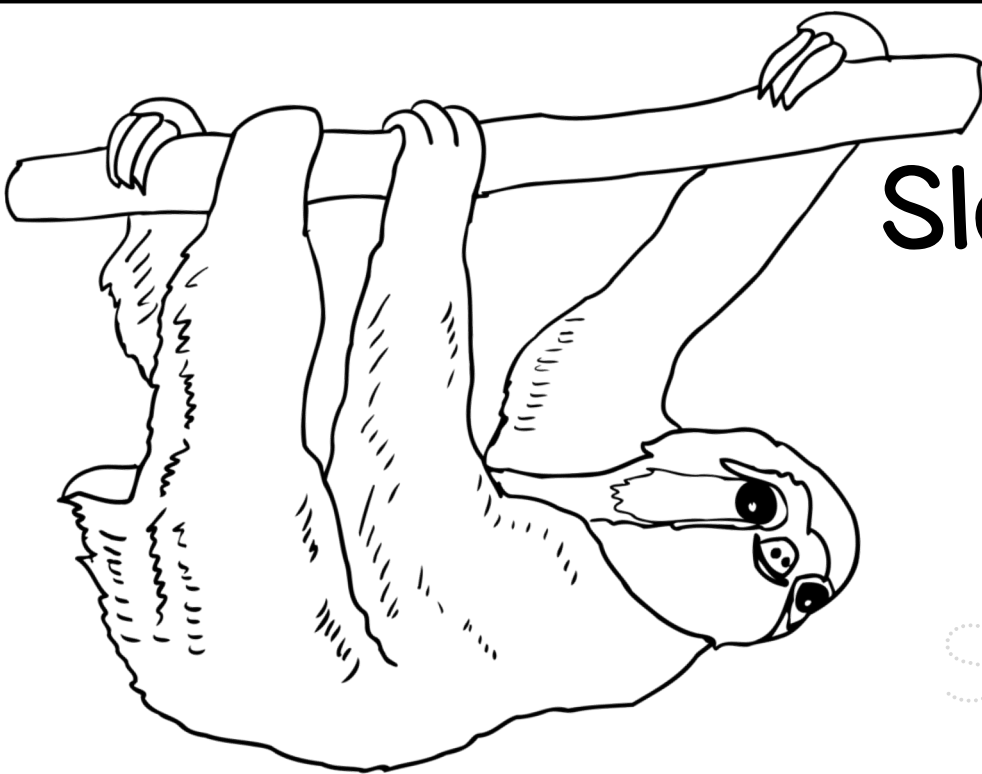
Lion's often
bury their poo.
Just like cats!






Sloth Poo:

Sloth's only
poo once a week




Sloth Poo:

Sloth's only
poo once a week



Penguin Poo:

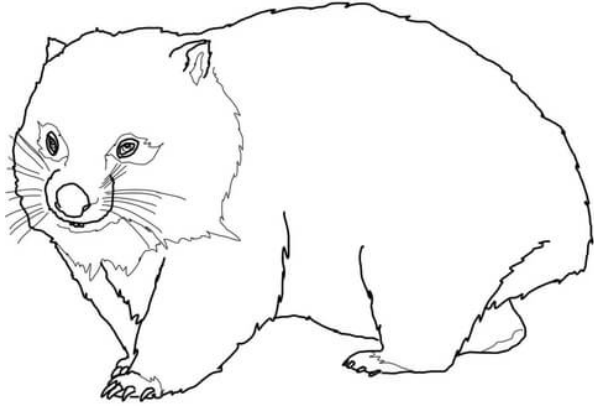
A liquid streak
because they
don't have teeth!



Penguin Poo:


A liquid streak
because they
don't have teeth!

Wombat Poo:



Cube shape
so it is not roly!

Wombat Poo:



Cube shape
so it is not roly!

Snake Poo:



Some only poo once a year!
They digest slowly.

Snake Poo:



Some only poo once a year!
They digest slowly.

Hyena Poo:



Their poop is white because
they crunch lots of bones.

Hyena Poo:



Their poop is white because
they crunch lots of bones.

Bat Poo:




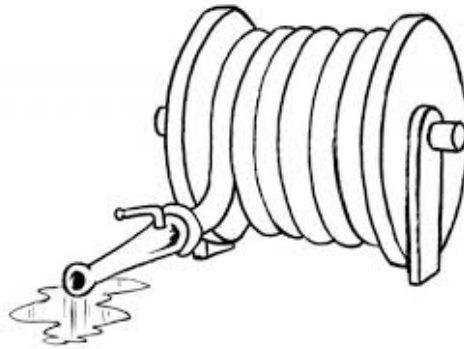
Bats poop all day and night.

Bat Poo:




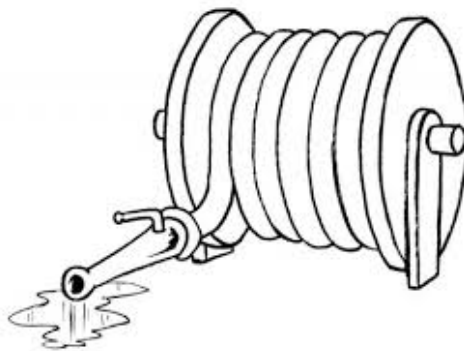
Bats poop all day and night.

Zoos:



They sweep it, hose it and
then toss it.

Zoos:



They sweep it, hose it and
then toss it.



Where it goes:



It goes to a scientist or
compost factory.




Where it goes:




It goes to a scientist or
compost factory.

Gardens:



Worms eat compost and help
gardens grow.

Gardens:



Worms eat compost and help
gardens grow.